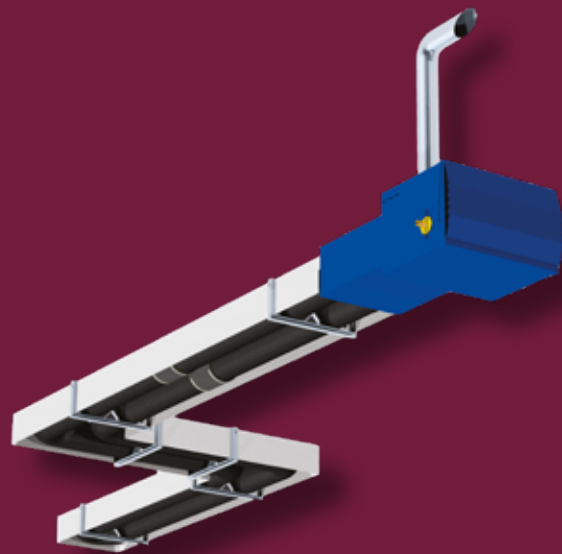



REZNOR®

Trusted Heating Solutions

Sonning² OHA

Continuous Radiant Tube Heating System





Sonning² OHA

Continuous Radiant Tube Heating System

OHA is a gas fired radiant tube heating system with either internal or external burner, which employs a 80% re-circulation and is designed specially for the building it is required to heat.

The inclusion of modulating burner on the OHA RHE ranges enables thermal efficiencies of up to 96% to be achieved.

The OHA system is designed to provide uniform heat coverage over the entire floor area. The system can also cater for distinct zones providing a varied degree of comfort level within the overall layout of the building.

Reznor strives to become part of the 'design team', working closely with engineers or end users to determine the specific design parameters for the OHA scheme layout. This contact between the company's engineers and the system designer or client will give the most effective OHA system.

Model Range

The OHA Series radiant tube heating system includes nine natural gas or propane burner models from 50 to 400kW, radiant tube lengths from 25 to 400 metres. Maximum tube temperatures range from 200°C to 350°C.

The OHA RHE Modulating Series radiant tube heating system includes 6 natural gas or propane burner models from 100 to 370kW, radiant tube lengths from 35 to 250 metres. Maximum tube temperatures range from 120°C to 290°C.

The heaters will operate equally as effective on a wide variety of fuels; natural gas, LPG and oil (OHA only)

Features & Benefits

- External or internal burner
- No serviceable parts within the heated area (external burner)
- No fuel distribution within the building (external burner)
- High performance blown air, mono-flame and mono-nozzle low NO_x premix and burner
- Fuel efficient burners with capacities from 50 to 400kW
- Modulation and inverter driven, 96% thermal efficiency - (RHE only)
- No system noise within heated area (external burner)
- Low surface temperature radiant emitter



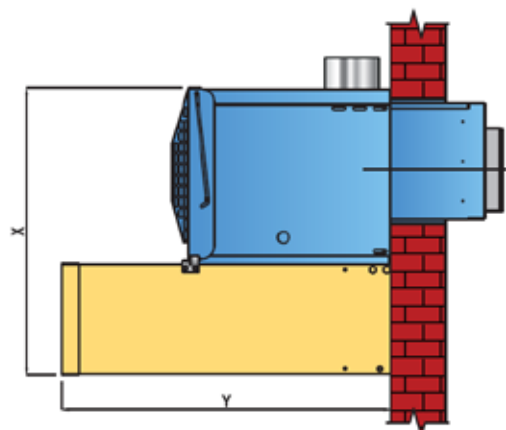
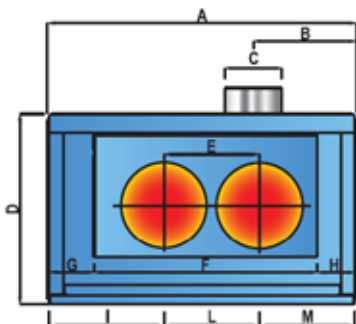
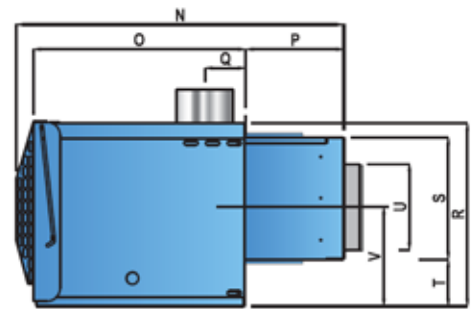
OHA Technical Data											
Model			OHA100		OHA200			OHA400			
Version			OHA 100-50	OHA 100-100	OHA 200-115	OHA 200-150	OHA 200-180	OHA 400-200	OHA 400-250	OHA 400-300	OHA 400-400
Thermal capacity		kW (HI)	50	100	115	150	180	200	250	300	400
Thermal power		kW (HI)	45.5	93.0	105.2	138.0	165.6	183.0	230.0	276.0	366.0
Thermal efficiency		%	91.0	93.0	91.5	92.0	92.0	91.5	92.0	92.0	91.5
Nominal consumption at 15°C and 1013, 25mbar	Natural gas G20	Nm ³ /h	5.29	10.58	12.17	15.87	19.05	21.16	26.46	31.75	42.33
	LPG Propane G31	Kg/h	3.88	7.77	8.93	11.65	13.98	15.54	19.42	23.31	31.07
Electric power			3/N/PE ~50Hz 400V		3/N/PE ~50Hz 400V			3/N/PE ~50Hz 400V			
Electric power max absorbed		W	1350		3450		4450	4450		5700	
Gas connection (male)		Inches	1"		1"			1"		1"	
Weight		Kg	90		230		240	240		260	
Fume pipe diameter		mm	200		200			200			
Max length of fume exhaust pipe		m	6		6			6		9	
Type			B22		B22			B22			
Maximum length of the circuit according to the combustion unit											
Radiant strips mod. M 1 pipe Ø 300mm	min (*)	m	50	100	115	150	180	200	250	300	400
	max (*)	m	40	60	80	115	140	160	190	220	-
Radiant strips mod. M 1 pipe Ø 300mm	min (*)	m	60	120	130	140	180	190	220	250	-
	max (*)	m	25	35	50	60	80	90	110	130	-
Radiant strips mod. M 1 pipe Ø 300mm	min (*)	m	35	50	70	80	110	115	130	160	-
	max (*)	m	-	-	-	-	-	-	-	90	120

(*) Virtual length - effective length of the radiant strip, increased by the lengths equal to the direction changing (6 metres for each of direction). It is necessary to increase the effective length of 6 metres for each 90° bend used, 9 metres for each 180° final bend, 3 metres for each 45° bend used and T branch.



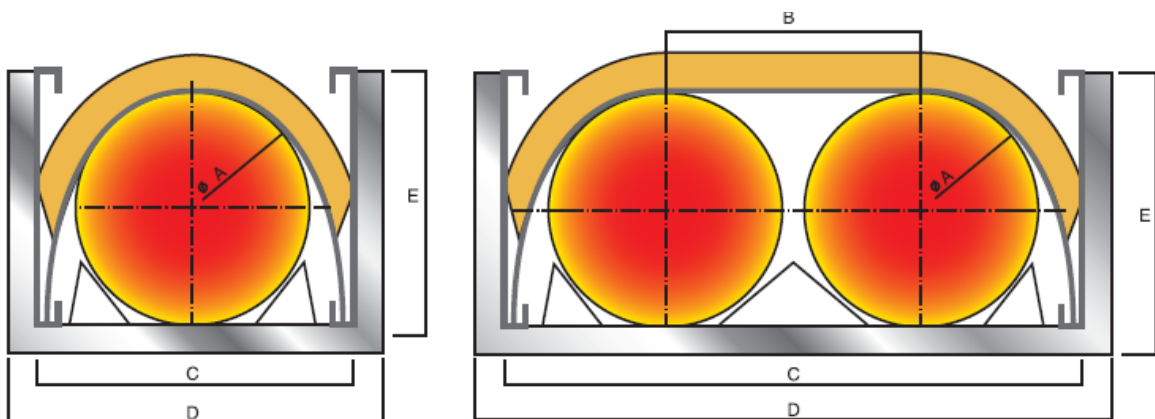
OHA Dimensions					
Dim.	Pipe Ø 300mm	Pipe Ø 300mm	Dim.	Pipe Ø 300mm	Pipe Ø 300mm
A	1075		N(*)	1142	
B	359		O	740	
C	200		P(*)	343	
D	664		Q	142	
E	333	430	R	637	
F	774	923	S	426	475
G	157	67	T	162	113
H	134	70	U	300	400
I	398	319	V	344	352
L	333	430	X	1049	
M	333	302	Y	1202	

(*) in case of long plenum (supplied only when requested) the dimensions N and P are respectively 1802mm and 1003mm





OHA Dimensions mm			
Dim.	1 Pipe	2 Pipes	2 Pipes
A	Ø300	Ø300	Ø400
B	-	335	460
C	512	850	1020
D	580	918	1088
E	374	374	478
Weight (Kg/m)	19	28	35



REZTOR

Radiant tube heating system





Other products in the Reznor range:-

- Warm air heaters
- Air curtains
- Destratification fans
- Heating & ventilation units
- Packaged rooftop units
- Air induction systems
- Gas fired heater modules
- Evaporative cooling



Registered in England No. 01390934 | Registered Office The Colmore Building, Colmore Circus Queensway Birmingham B4 6A
Nortek Global HVAC is a registered trademark of Nortek Global HVAC Limited. Because of continuous product innovation, Nortek Global HVAC reserves the right to change product specification without due notice.

NORTEK GLOBAL HVAC (UK) LTD
Fens Pool Avenue
Brierley Hill
West Midlands DY5 1QA
United Kingdom

Tel: +44 (0)1384 489 250
Fax: +44 (0)1384 489 707

reznorsales@nortek.com
www.reznor.eu